

## Summary of St. John Survey

### Summary

Respondents attached higher importance to welcoming the stranger than they rated the actual performance of the parish in this regard. This is good news. Certainly there is always room for improvement in how a parish welcomes newcomers and this survey simply validates this notion. With parishioners saying that the importance they give to welcome exceeds how well the parish does welcoming, means that there is a reservoir of good intentions and stated values into which the pastor and parish team can tap.

There were five questions for which there was at least a half point difference between the rating for the parish and the importance attached to the item by the respondent, with the importance being greater than the rating of the parish. This could be thought of as the low hanging fruit; those items for which parishioners would be most motivated to bring into being. The following are those items listed from the greatest difference to the least:

1. Our church has a written program in place for welcoming newcomers. (Difference of .62)
2. Our church has an active welcoming committee. (Difference of .61)
3. Friendly church members greet people at each major entrance prior to and after the Mass. (Difference of .53)
4. Newcomers are linked with long standing church members with whom they have something in common. (Difference of .51)
5. Our church has an active evangelism program designed to reach out to the unchurched or inactive Catholics. (Difference of .51)

When asked, "Would you like to be part of a new effort to make new people feel welcomed to our church?" the vast majority answered no (146) with only a small number responding yes (34) and 53 responded that they needed more information. This points to the need for significant catechesis among the parishioners, for if the majority are not on board with a program for welcoming newcomers, the success of any such program is in serious doubt.

### Survey Purpose

This survey was designed to learn two things: 1) the extent to which parishioners see this as a welcoming community and 2) the extent to which parishioner value a welcoming community. It was also hoped that we could get a glimpse of God's will for this parish, since one of the ways God speaks is through the community of believers.

### Survey Design

This survey was administered during the Sunday celebration of the Mass. Respondents were asked to react to sixteen statements about how well the parish was doing welcoming and how important this aspect of welcoming was to them personally.

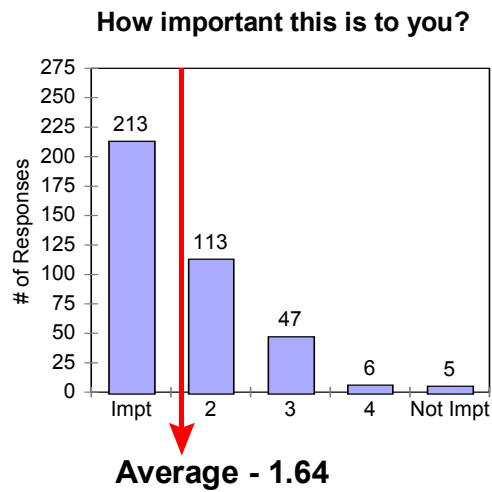
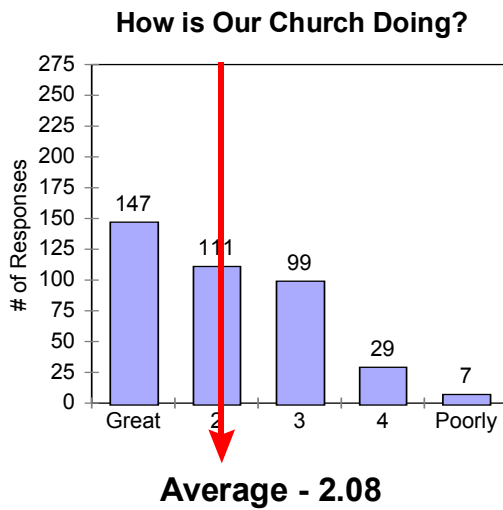
Respondents were asked to rate their response on a Likert scale with 1 being the highest possible score and 5 being the worst.

### Sample Description

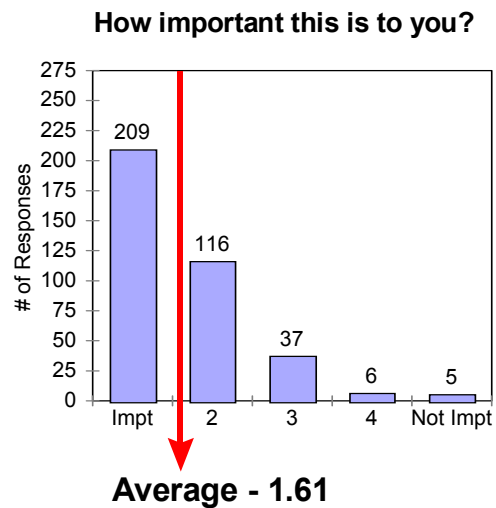
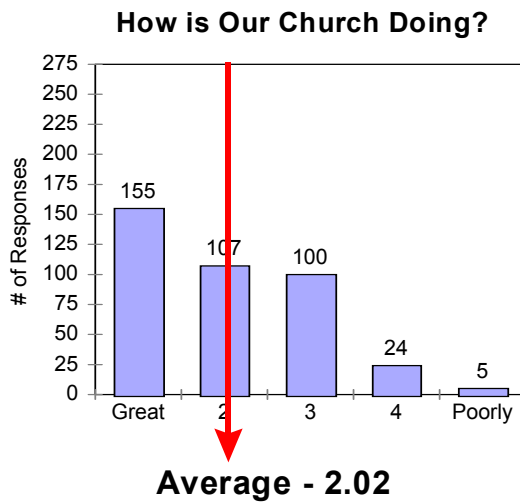
427 total surveys were submitted. Not all the surveys were completely filled out, so the following numbers may not add up to the total. 240 of the respondents identified themselves as female, while 149 of the respondents identified themselves as male. Respondents' years as a member of the parish ranged from 2 months to 75 years. 96 of the respondents identified their length of membership as 5 years or less. 237 of the respondents identified their length of membership as more than 5 years, with an overall average of 19 years. 112 of the respondents identified themselves as single, 200 as married, 32 as divorced and 33 as widowed. Respondents' ages ranged from 11 to 92 years, with the average age being 52. 47 of the respondent's were 30 years of age or less, while 299 were older than 30 years.

Specific Statement Response Graphs (begin on next page)

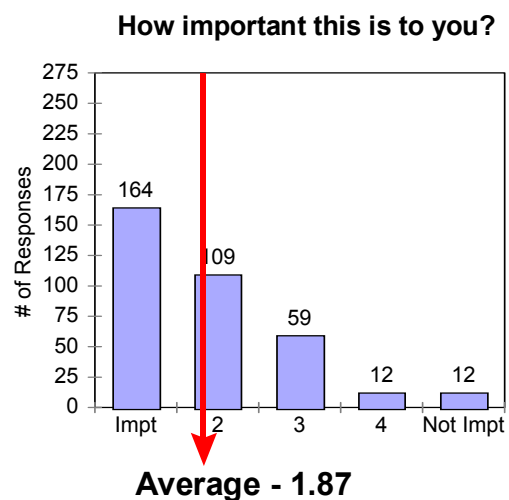
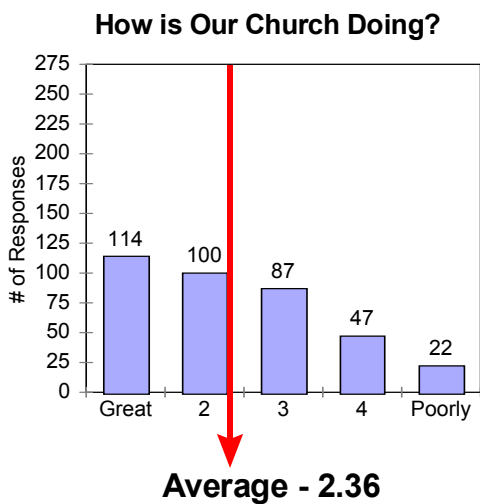
**1. Parishioners welcome the new people and try to make them feel at home.**



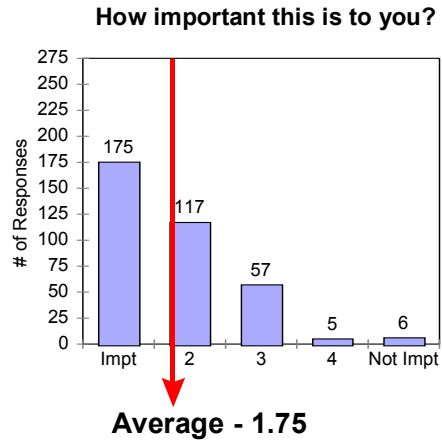
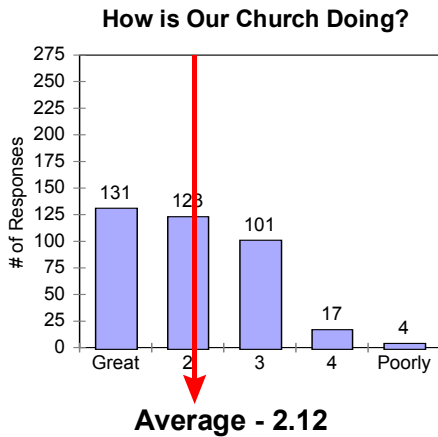
**2. The staff welcomes new people and tries to make them feel at home.**



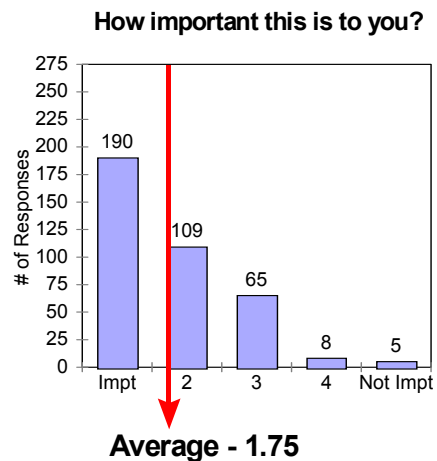
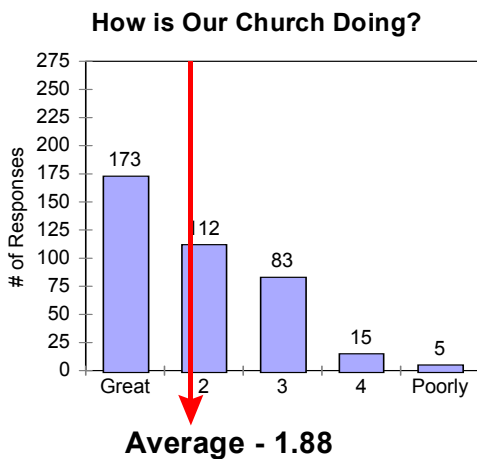
**3. New people are acknowledged and/or addressed in some way during each liturgy.**



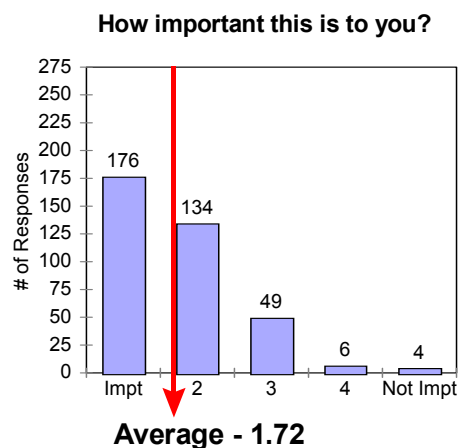
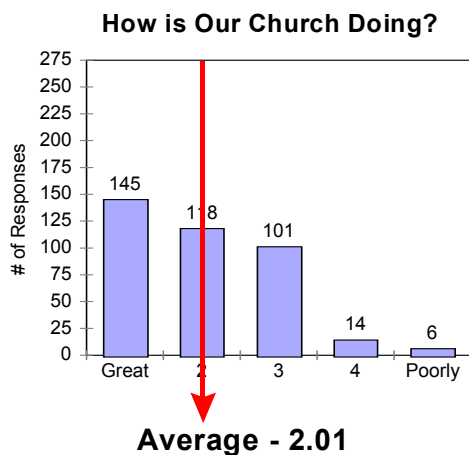
**4. Welcoming new people requires some level of comfort with changing group dynamics. Our church is comfortable with this kind of change.**



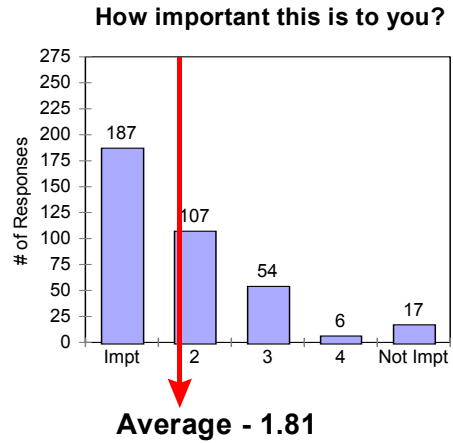
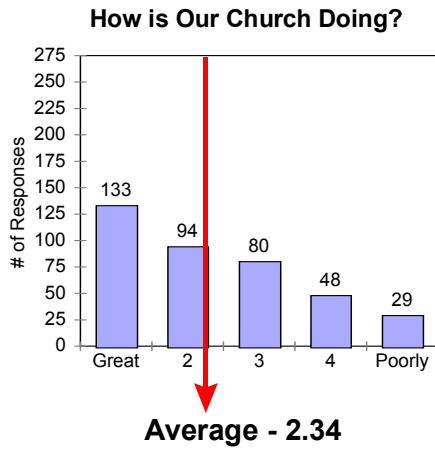
**5. We are OK with the pastor and staff focusing their attention on new people, even if it means that they may have to be less attentive to long term members.**



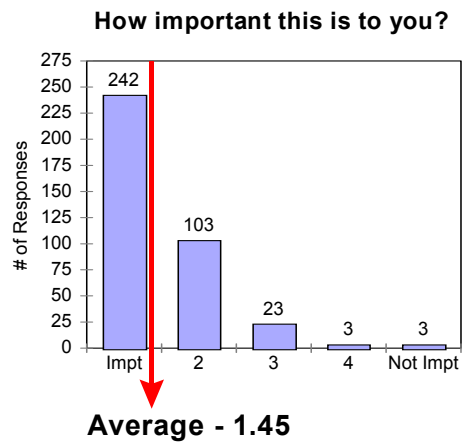
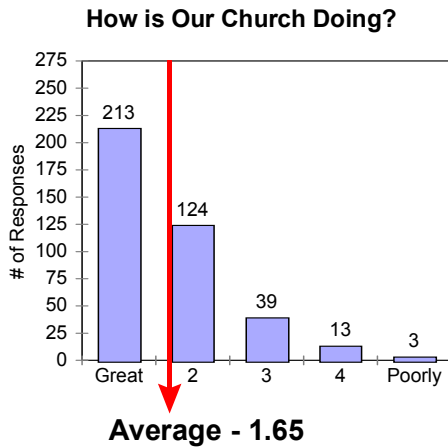
**6. Welcoming the newcomer requires commitment. Our staff and parishioners are committed to making the stranger in our midst feel at home.**



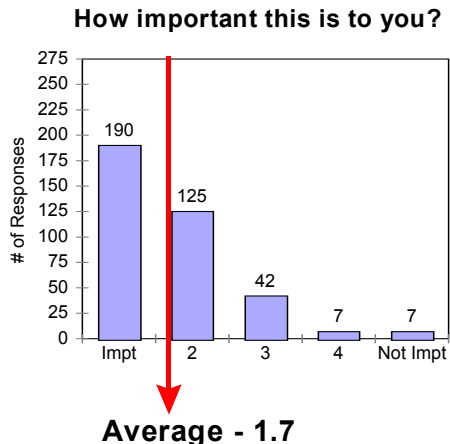
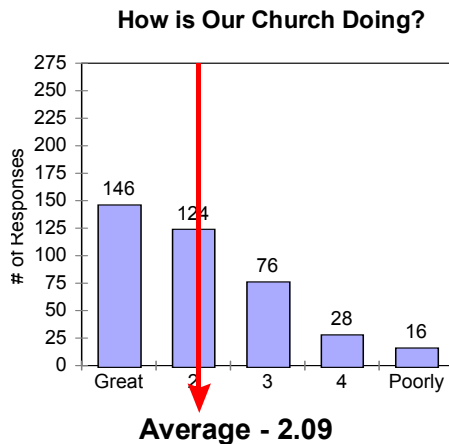
**7. Friendly church members greet people at each major entrance prior and after the Mass.**



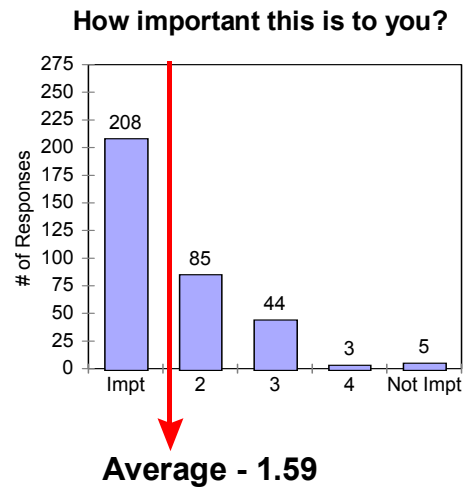
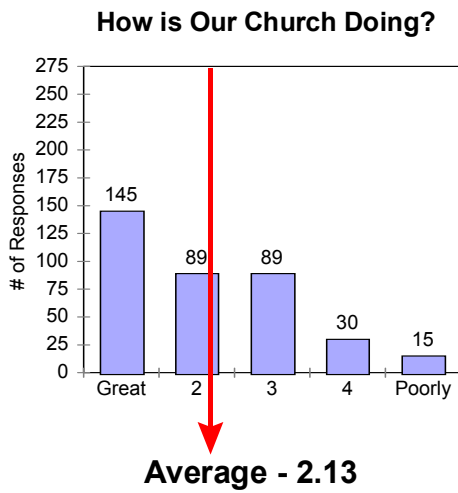
**8. Our church makes a good first impression. The building and grounds are well maintained, bulletin boards are attractive with up to date information.**



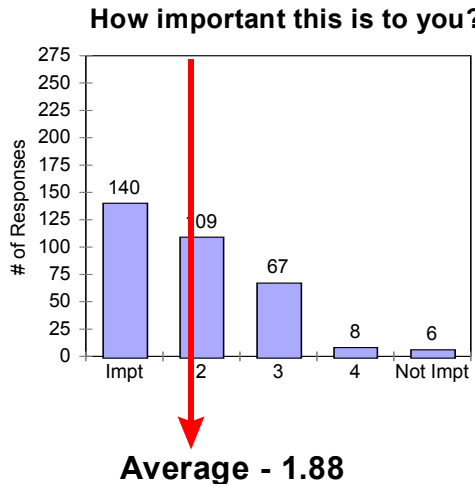
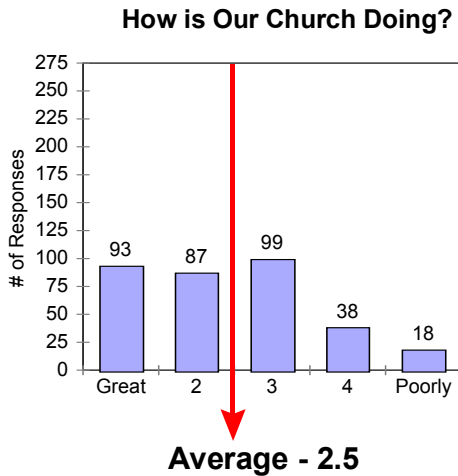
**9. Our bulletin welcomes new people and directs them to someone for further information.**



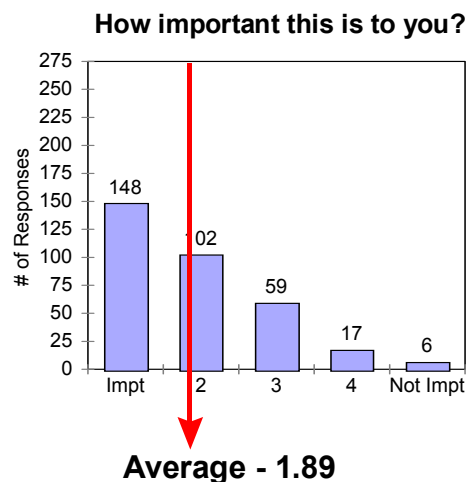
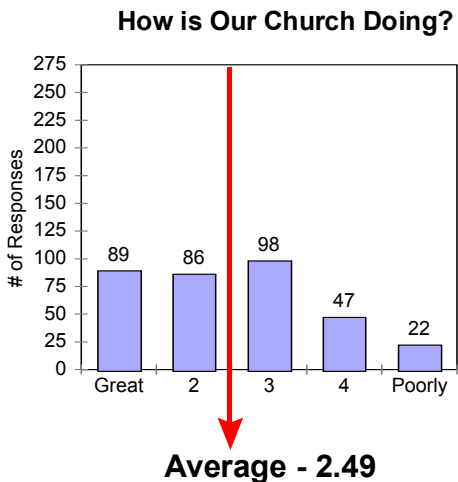
**10. When I was a newcomer to this church, I was made to feel welcomed.**



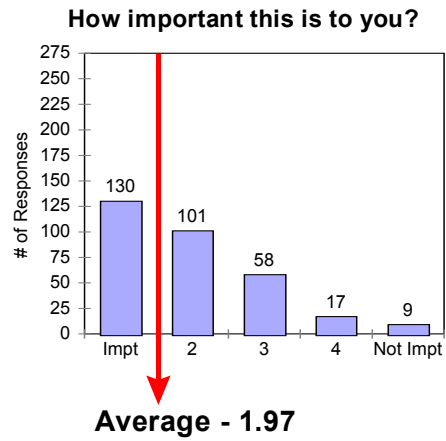
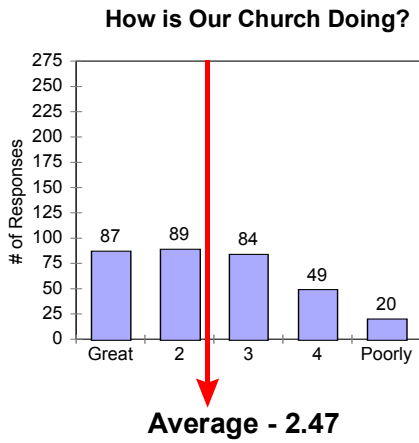
**11. Our church has a written program in place for welcoming newcomers.**



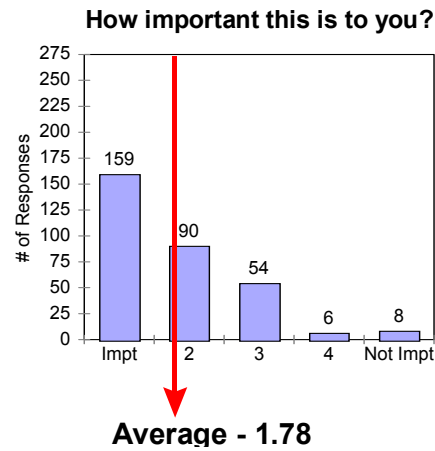
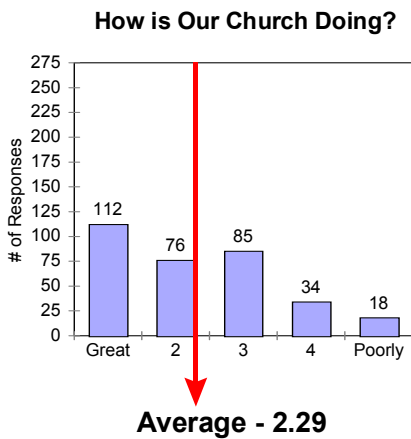
**12. Our church has an active welcoming committee.**



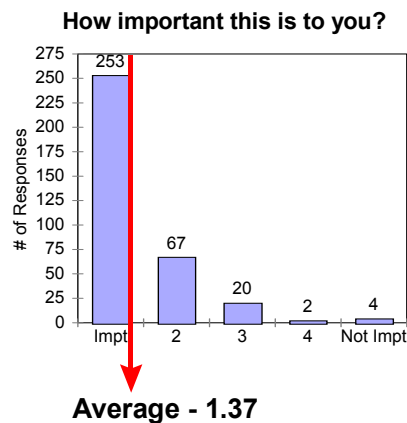
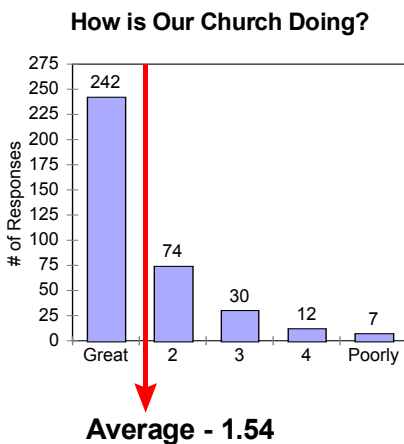
**13. Newcomers are linked with long standing church members with whom they have something in common.**



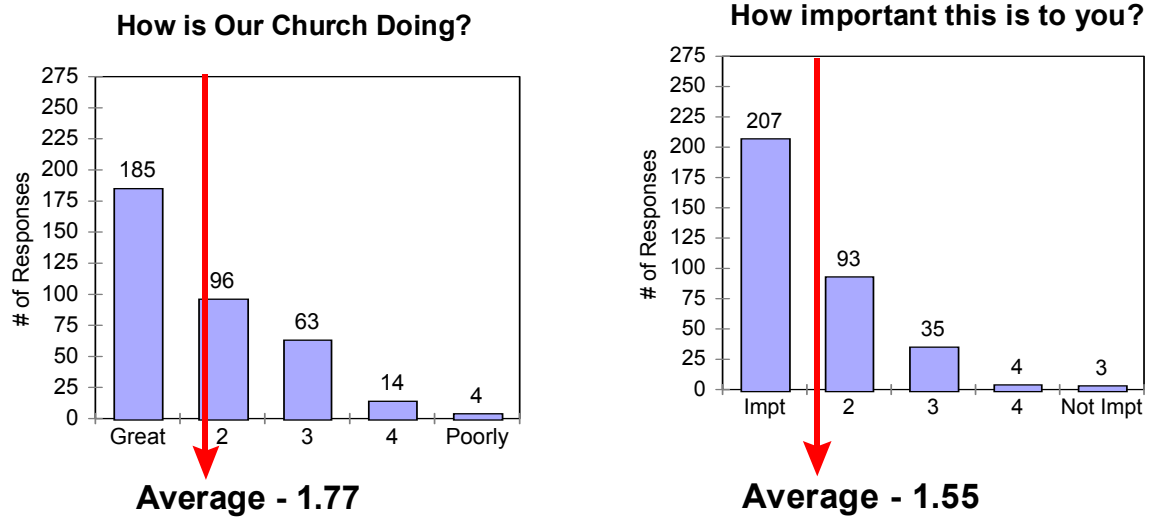
**14. Our church has an active evangelism program designed to reach out to the unchurched or inactive Catholics.**



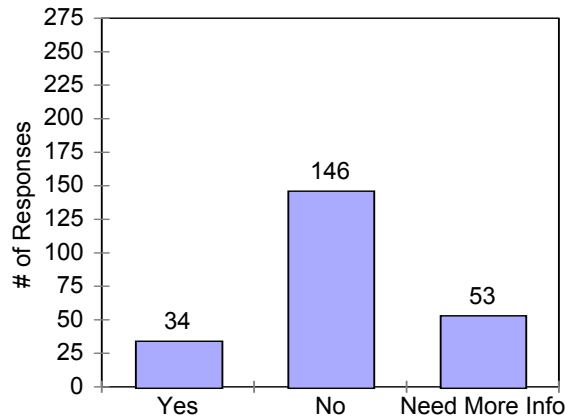
**15. Our church is handicap accessible.**



**16. Our parish truly values new parishioners.**



**17. Would you like to be part of a new effort to make new people feel welcomed to our church?**



**Composite**

The data was scrubbed by eliminating 46 surveys that were significantly incomplete (more than half the questions not answered). With the remaining 381 surveys a composite score was computed for each respondent by averaging the responses to all the statements regarding how the parish is doing, as well as averaging the responses to all the statements regarding how important it was to the parishioner. The composite score for how well the parish is doing in terms of welcoming was 2.03. The composite score for how important welcoming is to parishioners was 1.62. 252 respondents valued welcoming more than the parish's performance, while 64 reported that the parish's efforts matched the importance they gave welcoming, and 65 reported that the performance of the parish exceeded the value they give to welcoming the newcomer.

There did not appear to be any significant difference between those who had been a member of the parish for five years or less (2.04) and those over thirty years of age (2.13)



as far as how they viewed the parish's performance in terms of welcoming the stranger. Nor was there a difference in importance of welcoming the stranger between those in the parish for five years or less (1.64) or those members of the parish for more than five years (1.69).

There did, however, appear to be a significant difference between those less than thirty years of age (2.18) and those over thirty years of age (1.87) as far as how they viewed the parish's performance in terms of welcoming the stranger. This indicates that those under 30 years of age, presumably more like to have been newcomers recently, rate the parish's performance of welcoming newcomers as less than those over 30 years of age. But there was no difference in the importance of welcoming the stranger for those less than thirty years of age (1.68) than for those over thirty years of age (1.69). Thirty years was chosen as the cut off since the presumption is that younger respondents were more likely to be newcomers. Their perspective is helpful in terms of how the newcomer views the welcoming of the parish and how important welcoming is to the newcomer.

### New Member Demographics

The typical new member (defined as 5 years or less in the parish) was a 43 year old, married, female. 96 of the respondents reported that they had been members of the parish for five years or less. 56 were female and 40 were male. Ages ranged from 11 to 79, with the average age of 43. 33 were single, 53 reported they were married, 6 were divorced and 2 reported being widowed.

### Comments

The following is a compilation of comments that were added to the surveys in response to the question, "What one change would you like to see our church make in order to welcome people better?"

1. a welcome sign outside that could be changed with church news/Mass times ect.
2. a bus to transport people
3. a welcoming sign on 31st ave on the side of school where the old bingo sign used to be cars/people constantly pass by
4. all of the ideas above would be welcome.
5. am not aware of specific program to welcome new members-
6. be faster with scheduling and committing to taking communion to disabled at their homes
7. be friendly and accommodating
8. been away from church for a very long time
9. Bible readings xmas church play bingo ? A dance class-valentine day gathering exercise?
10. Sunday evening Mass as in surrounding parishes. Having the church open more hrs for prayer
11. cannot think of one right now. Everything great and beautiful
12. child and young adults need attention
13. churches should have better bathroom facilities as part of the church
14. community night performances song, dance ect.
15. create greeters group to welcome all coming to Mass. Have them give out church bulletins at doors of our church

16. cushions for the seats more social activities
17. dances social
18. Distribute holy lit. and prayer books to all the neighbors catholic and no to get to know god and start coming to church. Go from door to door like the Jehova witnesses do and try to get the people come to church. Tell them we have a new pastor who welcomes newcomers
19. everything is fine
20. folk Mass (3 times)
21. food pantry improvement
22. for new immigrants a place to gather after say spanish Mass and then let Mass to eat and share experience. Works in other religion it assists in helping people find apt learn local customs tea/coffee .as far as I know this happens only periodically
23. form a welcome comm to greet parishioners before Mass at the entrance to church and after Mass to give weekly bulletins+info.
24. give credit to young people for coming to church on Sunday
25. go to the streets and reach out to them
26. greet at door (2 times)
27. greet with a smile at the entrance
28. have a father from the Mass before greet the new people coming to the next Mass or have music of some sort to relax people going in who are nervous
29. have a larger number of greeters
30. have a single dance for Catholics
31. have collections for national disasters hurricanes floods, fires, ect.
32. have more parish functions as well as welcoming committee. Parish functions dances bingo different societies weave the community together
33. have quarterly meet with newcomer to make feel at home
34. I am not a person that get involve or give 100 percent to the church. I come to serve my religious needs. Im grateful that the church is here . I enjoy coming here there is nothing wrong with this church, there is something wrong with me for not giving
35. I do not like when during Mass the priest talk about many ? Fees
36. if it is possible to have a registration of new member on any of the church on Sunday Mass
37. if Mass was said in English it would go a long way to coming together
38. if we can establish prayer group like bible study and rosary society, prayer outreach ministry as examples
39. im happy with the church is at now love fr gillen and herrera
40. improve Mass schedule -add another Mass sat or sun improve homilies-love fr.reid and fr.peter nice having music and good singers at Mass fr neill has to stop talking about being a teacher at every Mass
41. include all in every Mass not separate Masses and services for foreign lang. persons tends to divide parishioners by such separations
42. inform all new and old of changes made in church and property and why
43. informal gathering that could be held every 2-3 mos. And an update of their well being could be discussed and help given
44. introduce them to cc school the students are inspiring and certainly welcoming
45. it is important to welcome new people. I am angry with the catholic church for not doing enough for children sports programs community activities night centers after school programs

46. keep up the good work you're doing
47. Mass schedule
48. maybe warmer greeting than just an acknowledgment welcome at start of Mass, but on the other hand this might make others uncomfortable
49. month programs get involve to do welcoming
50. more attractive entrance from the basement
51. more Mass activities
52. more multiracial cultural events
53. more outreach in the Woodside houses an area of the parish that has been forever neglected I believe
54. more socials after Mass at the school it is a lovely parish and I look forward to seeing the changes in how we welcome new members
55. more spiritual less talking
56. no talking in church
57. none (6 times)
58. offer a later Mass on Sunday for those who work on sun.
59. ok (2 times)
60. parish events like socials, ect.
61. parish socials
62. people can be welcomed in the beginning of Mass shake the person at his sides hand
63. perhaps a weekly or monthly meeting for new comers to attend with long time parishioners so that they can meet us and be welcomed to our church
64. priests are usually very friendly when greeting parishioners after Mass, however some are not approachable for longer than 1 min. and can't wait to get to speak to the next person (or no person around)
65. reach out to new members introduce new members at the beginning of Mass to feel more welcome
66. set up committee that does that If there is one now I'm not aware of it
67. set up gathering programs on a separate day from Sunday to better incorporate new members to our church
68. shorter sermon
69. the church is doing more than enough in this aspect
70. the church is making every effort to welcome people. The parishioners must do more
71. the people who offer me peace walk past me in the neighborhood
72. there should be a group of people that take turn and welcome parishioners and visitors at Mass and learn to smile
73. try to combine the Spanish Mass and English Mass once a month so the parishioners can learn the new parish Mass
74. visit door to door and get people more involved with church activities
75. we are doing well
76. we need more activities for the youth to make them closer to the church
77. we need to become a parish not just attending Mass and homilies not focused on real/current issues and welcoming people to return
78. we should give other interested parishioners a chance to participate in the Sunday Mass offertory collection and readings
79. wear smiles sincerely and very friendly gestures with open mind and open heart
80. welcome them
81. well done already

82. with new pastor a big welcoming change has already occurred
83. work for new members cant? If don't know who they are
84. you mentioned about cookies and coffee after Mass at the rectory but I think its better to put it within the church as people my not go there all the way. People need to communicate with each other
85. you've already made changes there's more light coming in and I wish there's more fresh air circulating

## St. John Parish Welcoming Parish Survey Summary

	How is Our Church Doing?	How Important this is to you?																																								
Parishioners welcome the new people and try to make them feel at home.	<table style="width: 100%; border-collapse: collapse;"> <tr> <td style="text-align: center;">Great</td> <td></td> <td></td> <td></td> <td style="text-align: center;">Poorly</td> </tr> <tr> <td style="text-align: center;">1</td> <td style="text-align: center;">2</td> <td style="text-align: center;">3</td> <td style="text-align: center;">4</td> <td style="text-align: center;">5</td> </tr> <tr> <td style="text-align: center;">37%</td> <td style="text-align: center;">28%</td> <td style="text-align: center;">25%</td> <td style="text-align: center;">7%</td> <td style="text-align: center;">2%</td> </tr> <tr> <td colspan="5" style="text-align: center;">Average: 2.08</td> </tr> </table>	Great				Poorly	1	2	3	4	5	37%	28%	25%	7%	2%	Average: 2.08					<table style="width: 100%; border-collapse: collapse;"> <tr> <td style="text-align: center;">Important</td> <td></td> <td></td> <td></td> <td style="text-align: center;">Not Important</td> </tr> <tr> <td style="text-align: center;">1</td> <td style="text-align: center;">2</td> <td style="text-align: center;">3</td> <td style="text-align: center;">4</td> <td style="text-align: center;">5</td> </tr> <tr> <td style="text-align: center;">55%</td> <td style="text-align: center;">29%</td> <td style="text-align: center;">12%</td> <td style="text-align: center;">2%</td> <td style="text-align: center;">1%</td> </tr> <tr> <td colspan="5" style="text-align: center;">Average: 1.64</td> </tr> </table>	Important				Not Important	1	2	3	4	5	55%	29%	12%	2%	1%	Average: 1.64				
Great				Poorly																																						
1	2	3	4	5																																						
37%	28%	25%	7%	2%																																						
Average: 2.08																																										
Important				Not Important																																						
1	2	3	4	5																																						
55%	29%	12%	2%	1%																																						
Average: 1.64																																										
The staff welcomes new people and tries to make them feel at home.	<table style="width: 100%; border-collapse: collapse;"> <tr> <td style="text-align: center;">Great</td> <td></td> <td></td> <td></td> <td style="text-align: center;">Poorly</td> </tr> <tr> <td style="text-align: center;">1</td> <td style="text-align: center;">2</td> <td style="text-align: center;">3</td> <td style="text-align: center;">4</td> <td style="text-align: center;">5</td> </tr> <tr> <td style="text-align: center;">40%</td> <td style="text-align: center;">27%</td> <td style="text-align: center;">26%</td> <td style="text-align: center;">6%</td> <td style="text-align: center;">1%</td> </tr> <tr> <td colspan="5" style="text-align: center;">Average: 2.02</td> </tr> </table>	Great				Poorly	1	2	3	4	5	40%	27%	26%	6%	1%	Average: 2.02					<table style="width: 100%; border-collapse: collapse;"> <tr> <td style="text-align: center;">Important</td> <td></td> <td></td> <td></td> <td style="text-align: center;">Not Important</td> </tr> <tr> <td style="text-align: center;">1</td> <td style="text-align: center;">2</td> <td style="text-align: center;">3</td> <td style="text-align: center;">4</td> <td style="text-align: center;">5</td> </tr> <tr> <td style="text-align: center;">56%</td> <td style="text-align: center;">31%</td> <td style="text-align: center;">10%</td> <td style="text-align: center;">2%</td> <td style="text-align: center;">1%</td> </tr> <tr> <td colspan="5" style="text-align: center;">Average: 1.61</td> </tr> </table>	Important				Not Important	1	2	3	4	5	56%	31%	10%	2%	1%	Average: 1.61				
Great				Poorly																																						
1	2	3	4	5																																						
40%	27%	26%	6%	1%																																						
Average: 2.02																																										
Important				Not Important																																						
1	2	3	4	5																																						
56%	31%	10%	2%	1%																																						
Average: 1.61																																										
New people are acknowledged and/or addressed in some way during each liturgy.	<table style="width: 100%; border-collapse: collapse;"> <tr> <td style="text-align: center;">Great</td> <td></td> <td></td> <td></td> <td style="text-align: center;">Poorly</td> </tr> <tr> <td style="text-align: center;">1</td> <td style="text-align: center;">2</td> <td style="text-align: center;">3</td> <td style="text-align: center;">4</td> <td style="text-align: center;">5</td> </tr> <tr> <td style="text-align: center;">31%</td> <td style="text-align: center;">27%</td> <td style="text-align: center;">24%</td> <td style="text-align: center;">13%</td> <td style="text-align: center;">6%</td> </tr> <tr> <td colspan="5" style="text-align: center;">Average: 2.36</td> </tr> </table>	Great				Poorly	1	2	3	4	5	31%	27%	24%	13%	6%	Average: 2.36					<table style="width: 100%; border-collapse: collapse;"> <tr> <td style="text-align: center;">Important</td> <td></td> <td></td> <td></td> <td style="text-align: center;">Not Important</td> </tr> <tr> <td style="text-align: center;">1</td> <td style="text-align: center;">2</td> <td style="text-align: center;">3</td> <td style="text-align: center;">4</td> <td style="text-align: center;">5</td> </tr> <tr> <td style="text-align: center;">46%</td> <td style="text-align: center;">31%</td> <td style="text-align: center;">17%</td> <td style="text-align: center;">3%</td> <td style="text-align: center;">3%</td> </tr> <tr> <td colspan="5" style="text-align: center;">Average: 1.87</td> </tr> </table>	Important				Not Important	1	2	3	4	5	46%	31%	17%	3%	3%	Average: 1.87				
Great				Poorly																																						
1	2	3	4	5																																						
31%	27%	24%	13%	6%																																						
Average: 2.36																																										
Important				Not Important																																						
1	2	3	4	5																																						
46%	31%	17%	3%	3%																																						
Average: 1.87																																										
Welcoming new people requires some level of comfort with changing group dynamics. Our church is comfortable with this kind of change.	<table style="width: 100%; border-collapse: collapse;"> <tr> <td style="text-align: center;">Great</td> <td></td> <td></td> <td></td> <td style="text-align: center;">Poorly</td> </tr> <tr> <td style="text-align: center;">1</td> <td style="text-align: center;">2</td> <td style="text-align: center;">3</td> <td style="text-align: center;">4</td> <td style="text-align: center;">5</td> </tr> <tr> <td style="text-align: center;">35%</td> <td style="text-align: center;">33%</td> <td style="text-align: center;">27%</td> <td style="text-align: center;">5%</td> <td style="text-align: center;">1%</td> </tr> <tr> <td colspan="5" style="text-align: center;">Average: 2.12</td> </tr> </table>	Great				Poorly	1	2	3	4	5	35%	33%	27%	5%	1%	Average: 2.12					<table style="width: 100%; border-collapse: collapse;"> <tr> <td style="text-align: center;">Important</td> <td></td> <td></td> <td></td> <td style="text-align: center;">Not Important</td> </tr> <tr> <td style="text-align: center;">1</td> <td style="text-align: center;">2</td> <td style="text-align: center;">3</td> <td style="text-align: center;">4</td> <td style="text-align: center;">5</td> </tr> <tr> <td style="text-align: center;">49%</td> <td style="text-align: center;">33%</td> <td style="text-align: center;">16%</td> <td style="text-align: center;">1%</td> <td style="text-align: center;">2%</td> </tr> <tr> <td colspan="5" style="text-align: center;">Average: 1.75</td> </tr> </table>	Important				Not Important	1	2	3	4	5	49%	33%	16%	1%	2%	Average: 1.75				
Great				Poorly																																						
1	2	3	4	5																																						
35%	33%	27%	5%	1%																																						
Average: 2.12																																										
Important				Not Important																																						
1	2	3	4	5																																						
49%	33%	16%	1%	2%																																						
Average: 1.75																																										
We are OK with the pastor and staff focusing their attention on new people, even if it means that they may have to be less attentive to long term members.	<table style="width: 100%; border-collapse: collapse;"> <tr> <td style="text-align: center;">Great</td> <td></td> <td></td> <td></td> <td style="text-align: center;">Poorly</td> </tr> <tr> <td style="text-align: center;">1</td> <td style="text-align: center;">2</td> <td style="text-align: center;">3</td> <td style="text-align: center;">4</td> <td style="text-align: center;">5</td> </tr> <tr> <td style="text-align: center;">45%</td> <td style="text-align: center;">29%</td> <td style="text-align: center;">21%</td> <td style="text-align: center;">4%</td> <td style="text-align: center;">1%</td> </tr> <tr> <td colspan="5" style="text-align: center;">Average: 1.88</td> </tr> </table>	Great				Poorly	1	2	3	4	5	45%	29%	21%	4%	1%	Average: 1.88					<table style="width: 100%; border-collapse: collapse;"> <tr> <td style="text-align: center;">Important</td> <td></td> <td></td> <td></td> <td style="text-align: center;">Not Important</td> </tr> <tr> <td style="text-align: center;">1</td> <td style="text-align: center;">2</td> <td style="text-align: center;">3</td> <td style="text-align: center;">4</td> <td style="text-align: center;">5</td> </tr> <tr> <td style="text-align: center;">50%</td> <td style="text-align: center;">29%</td> <td style="text-align: center;">17%</td> <td style="text-align: center;">2%</td> <td style="text-align: center;">1%</td> </tr> <tr> <td colspan="5" style="text-align: center;">Average: 1.75</td> </tr> </table>	Important				Not Important	1	2	3	4	5	50%	29%	17%	2%	1%	Average: 1.75				
Great				Poorly																																						
1	2	3	4	5																																						
45%	29%	21%	4%	1%																																						
Average: 1.88																																										
Important				Not Important																																						
1	2	3	4	5																																						
50%	29%	17%	2%	1%																																						
Average: 1.75																																										
Welcoming the newcomer requires commitment. Our staff and parishioners are committed to making the stranger in our midst feel at home.	<table style="width: 100%; border-collapse: collapse;"> <tr> <td style="text-align: center;">Great</td> <td></td> <td></td> <td></td> <td style="text-align: center;">Poorly</td> </tr> <tr> <td style="text-align: center;">1</td> <td style="text-align: center;">2</td> <td style="text-align: center;">3</td> <td style="text-align: center;">4</td> <td style="text-align: center;">5</td> </tr> <tr> <td style="text-align: center;">38%</td> <td style="text-align: center;">31%</td> <td style="text-align: center;">26%</td> <td style="text-align: center;">4%</td> <td style="text-align: center;">2%</td> </tr> <tr> <td colspan="5" style="text-align: center;">Average: 2.01</td> </tr> </table>	Great				Poorly	1	2	3	4	5	38%	31%	26%	4%	2%	Average: 2.01					<table style="width: 100%; border-collapse: collapse;"> <tr> <td style="text-align: center;">Important</td> <td></td> <td></td> <td></td> <td style="text-align: center;">Not Important</td> </tr> <tr> <td style="text-align: center;">1</td> <td style="text-align: center;">2</td> <td style="text-align: center;">3</td> <td style="text-align: center;">4</td> <td style="text-align: center;">5</td> </tr> <tr> <td style="text-align: center;">48%</td> <td style="text-align: center;">36%</td> <td style="text-align: center;">13%</td> <td style="text-align: center;">2%</td> <td style="text-align: center;">1%</td> </tr> <tr> <td colspan="5" style="text-align: center;">Average: 1.72</td> </tr> </table>	Important				Not Important	1	2	3	4	5	48%	36%	13%	2%	1%	Average: 1.72				
Great				Poorly																																						
1	2	3	4	5																																						
38%	31%	26%	4%	2%																																						
Average: 2.01																																										
Important				Not Important																																						
1	2	3	4	5																																						
48%	36%	13%	2%	1%																																						
Average: 1.72																																										

	How is Our Church Doing?	How Important this is to you?
Friendly church members greet people at each major entrance prior to and after the Mass.	Great                      Poorly 1    2    3    4    5 35% 24% 21% 13% 8% Average: 2.34	Important              Not Important 1    2    3    4    5 50% 29% 15% 2% 5% Average: 1.81
Our church makes a good first impression. The building and grounds are well maintained, bulletin boards are attractive with up to date information.	Great                      Poorly 1    2    3    4    5 54% 32% 10% 3% 1% Average: 1.65	Important              Not Important 1    2    3    4    5 65% 28% 6% 1% 1% Average: 1.45
Our bulletin welcomes new people and directs them to someone for further information.	Great                      Poorly 1    2    3    4    5 37% 32% 19% 7% 4% Average: 2.09	Important              Not Important 1    2    3    4    5 51% 34% 11% 2% 2% Average: 1.7
When I was a newcomer to this church, I was made to feel welcomed.	Great                      Poorly 1    2    3    4    5 39% 24% 24% 8% 4% Average: 2.13	Important              Not Important 1    2    3    4    5 60% 25% 13% 1% 1% Average: 1.59
Our church has a written program in place for welcoming newcomers.	Great                      Poorly 1    2    3    4    5 28% 26% 30% 11% 5% Average: 2.5	Important              Not Important 1    2    3    4    5 42% 33% 20% 2% 2% Average: 1.88
Our church has an active welcoming committee.	Great                      Poorly 1    2    3    4    5 26% 25% 29% 14% 6% Average: 2.49	Important              Not Important 1    2    3    4    5 45% 31% 18% 5% 2% Average: 1.89
Newcomers are linked with long standing church members with whom they have something in common.	Great                      Poorly 1    2    3    4    5 26% 27% 26% 15% 6% Average: 2.47	Important              Not Important 1    2    3    4    5 41% 32% 18% 5% 3% Average: 1.97

